


SUMMER HOLIDAY FUN

**It's time to smile,
have fun and play....
Dancing, Drawing, Running in the Sun,
Holidays are so much fun.**



Dear Parents,

Summer holidays are the time of the year when you get an opportunity to spend maximum time with your child. To beat the summer heat and make these days fun filled we recommend the activities that will keep the children engaged, help channelize their energy, and at the same time improve their concentration and promote independent learning.

A. Language development

- “Reading is fun, loads of fun” — introduce your child to picture books, storybooks and converse with them to develop their vocabulary and communication skills by encouraging them to talk about the pictures they see in the story book on their own.

Suggested story books —

1. Red Riding Hood
2. The Hare and the Tortoise
3. Snow white and 7 dwarfs
4. Lion and the Mouse
5. The thirsty crow
6. Bubbles
7. Noddy



- Encourage the child to watch meaningful programs like Animal Planet, Kids Discovery, Pogo and National Geographic channel.


B . Physical Development



To enhance the Fine & Gross motor skills of your child, engage them in the following activities :

- Give your ward some sand and water in the tub to play with. It contributes to the development of fine muscles and strengthens eye hand co-ordination.
- Allow your child to pour liquid from one vessel to another.
- Free hand drawing of objects like tree, flower, sun, house, ball etc.

- Hand / Fist printing
- Colouring within an enclosed area.
- Paper tearing and pasting.
- Play dough: Channelize the energy of little ones through play dough like Squashing, Patting, Rolling and making objects of their choices with it (e.g. Fruits, Vegetables and Shapes etc.)
- For developing the writing skills of your ward, give ample practice of the pattern writing that have been undertaken in the class. You can give thick crayons for the same.



- Encourage your child to run, jump and play on the swings in the park. Use this opportunity to teach not to push anybody, wait for the turn.
- Motivate them to play games like throw and catch the ball, cricket and any other outdoor game of their choice in the evening.


C. Thinking Skills

- Mix kidney beans (Rajma) and chick peas (Channa) and ask the child to separate the two.
- Sort objects on the basis of Colour/Size/Shape.
- Ask riddles related to Animals, Transport and Colours.
- Find the odd one out — Name any four objects and ask the child to find the odd one out, e.g.: Car, Scooter, Lion, Cycle
- Ask the child to recognize the pictures on the hoarding or even the articles on road e.g., Traffic Light, Tree, Road and Tyre etc.
- Playing with Building Blocks and Lego is a good pass time for the kids and also enhances their cognitive skills.

D. Social Development

- We suggest you take your child to the following places:

1. Children's Park
2. Rail Museum
3. Doll Museum
4. Bal Bhawan



- Encourage the child to talk about his/her experiences and feelings after an outing or special occasion.